

Toffels

# TONLEITER Würfelspiel



*Musik macht fröhlich,  
und klüger.*


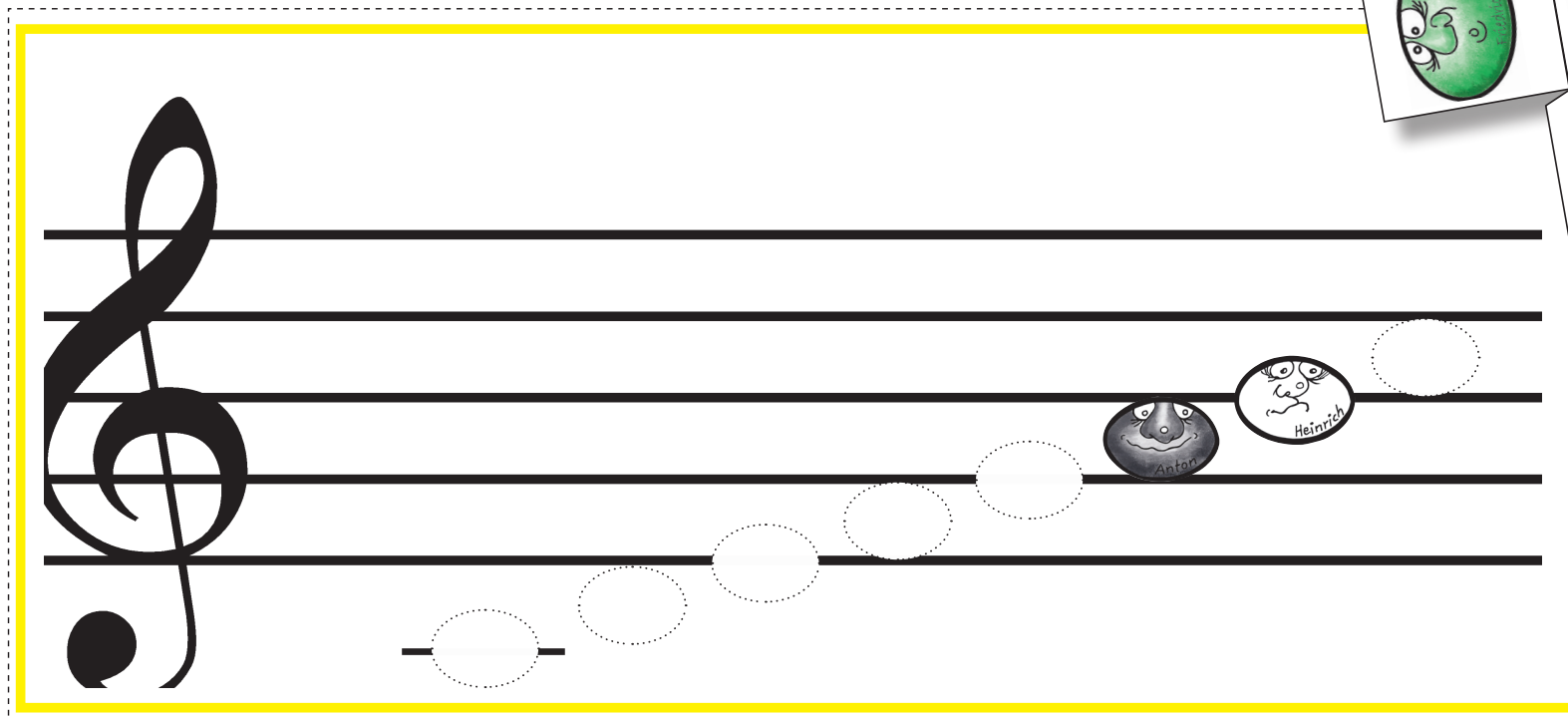
Du brauchst

- Drucker, Schere und Kleber

Drucke dir folgende Blätter aus.

Schneide den Würfel und die Notenköpfe aus.

Falte den Würfel an den Linien und klebe ihn an den Klebeflächen auseinander.




Spiel: Würfelt nacheinander mit dem Notenwürfel. Du darfst immer die gewürfelte Notenfarbe auf deine Tonleiter legen. Wer die Tonleiter zuerst vollständig hat, hat gewonnen.



*Musik macht fröhlich,  
und klüger.*

A large musical staff with a red border. On the left side, there is a large black treble clef. The staff consists of five horizontal lines. A sequence of notes is shown as circles of increasing size from left to right, ascending in pitch. The first note is a solid black circle on the bottom line. The next four notes are dotted circles on the first, second, third, and fourth lines. The fifth note is a solid black circle on the fourth line, labeled 'Anton'. The sixth note is a solid black circle on the fifth line, labeled 'Heinrich'. The seventh note is a dotted circle on the fifth line. The eighth note is a dotted circle on the top space above the staff.



A large musical staff with a treble clef on the left. The staff consists of five horizontal lines. A sequence of notes is shown, starting from the bottom line and moving upwards. The notes are represented by circles: a solid black circle on the bottom line, followed by four dotted circles on the bottom, first, second, and third lines. The sequence ends with a solid black circle on the third line, a solid black circle on the second line labeled 'Anton', a solid black circle on the first line labeled 'Heinrich', and a dotted circle on the top line.

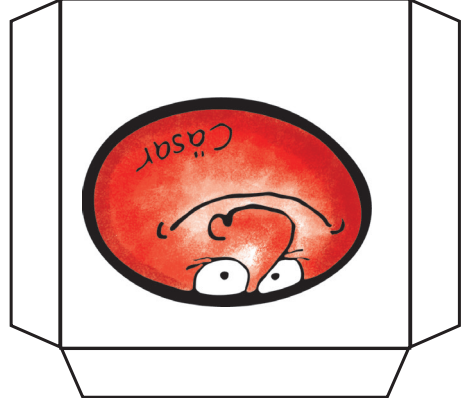



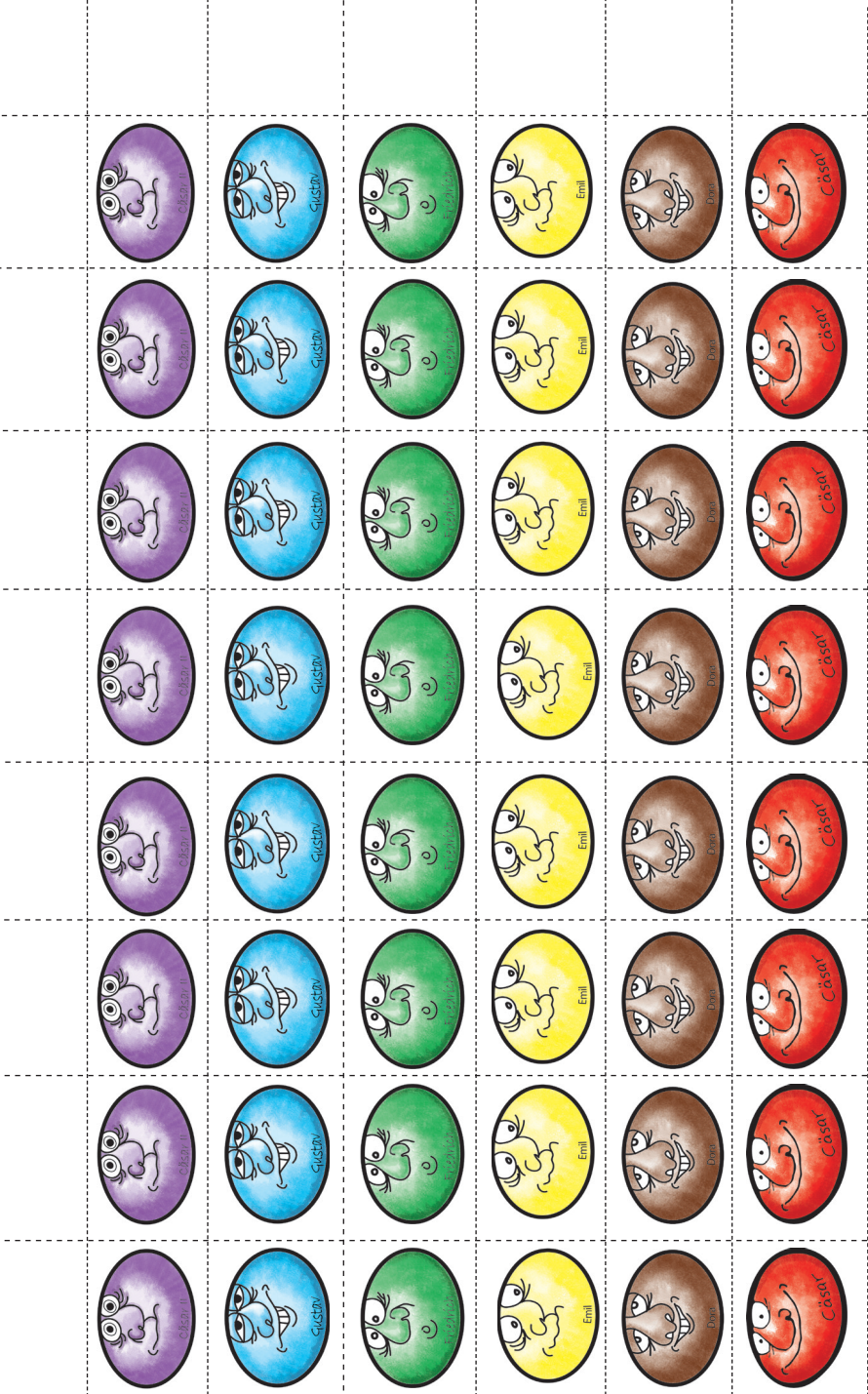


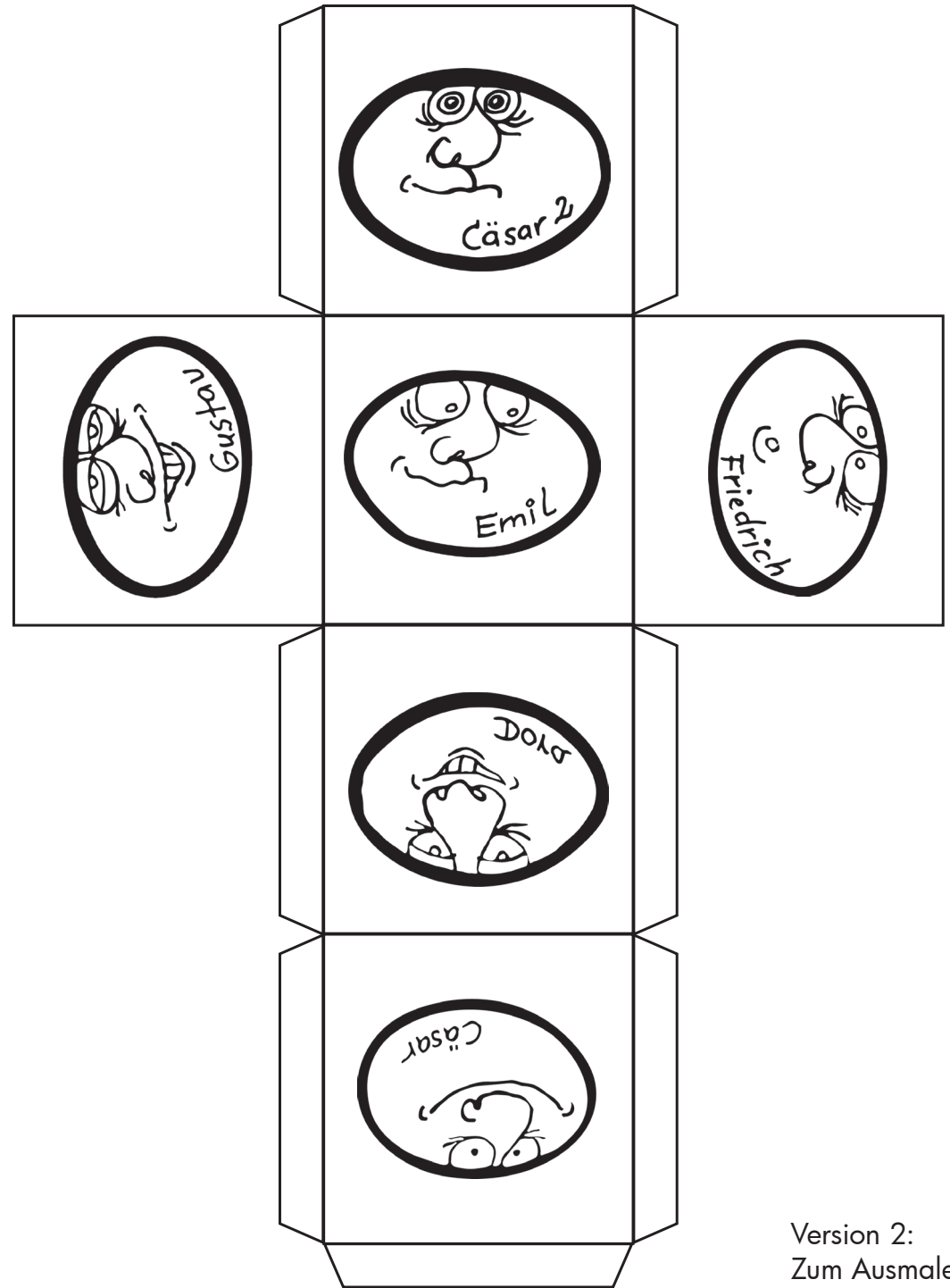
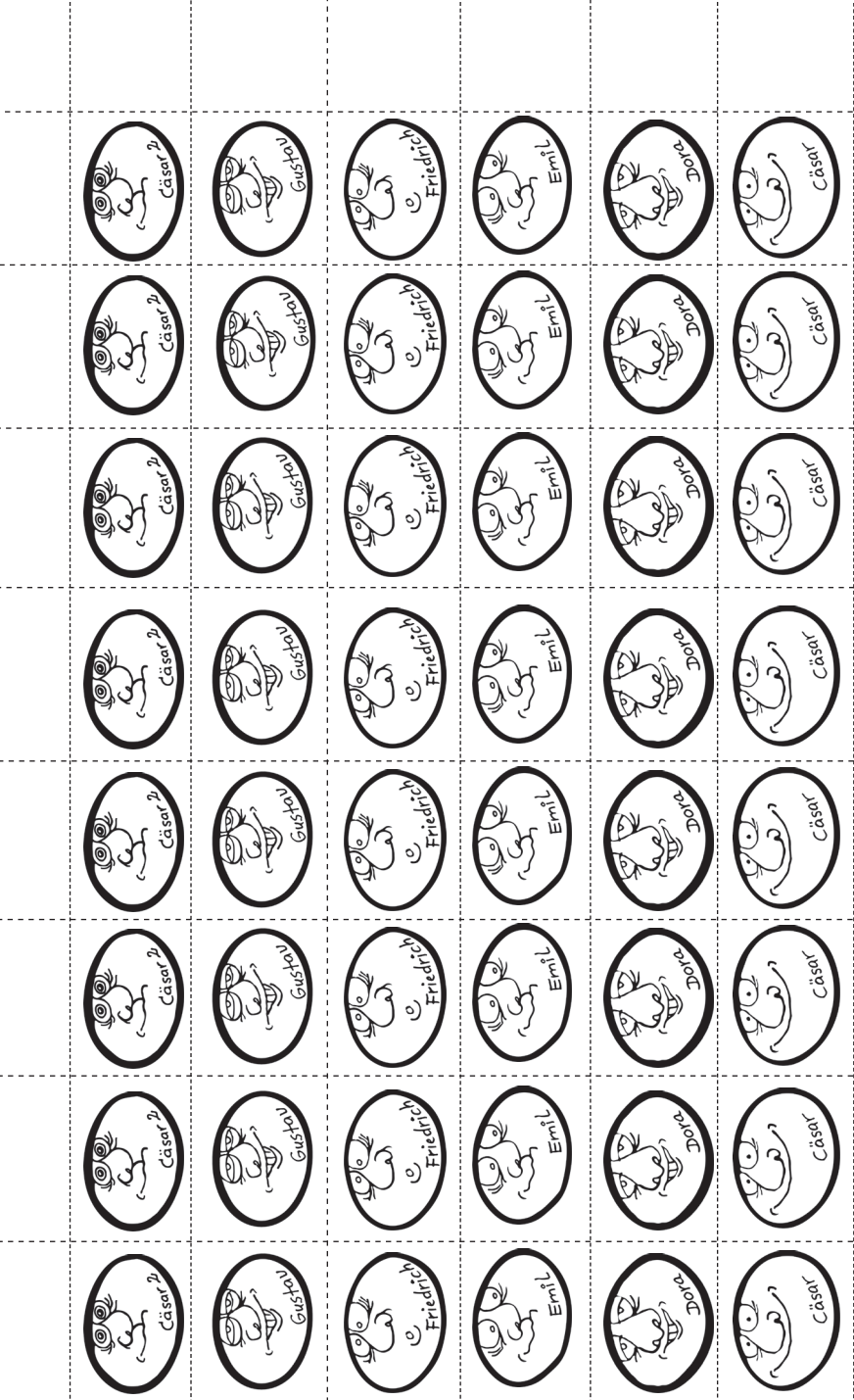
*Musik macht fröhlich,  
und klüger.*



*Musik macht fröhlich,  
und klüger.*

A large musical staff with a green border. On the left side, there is a large black treble clef. The staff consists of five horizontal lines. Several dotted circles are placed on the staff, representing notes. From left to right, there is a dotted circle on the first line, a dotted circle on the second line, a dotted circle on the second space, a dotted circle on the third line, a dotted circle on the third space, a dotted circle on the fourth line, a dotted circle on the fourth space, a solid black circle on the fourth line labeled 'Anton', a solid black circle on the fourth space labeled 'Heinrich', and a dotted circle on the fifth line.





Version 2:  
Zum Ausmalen